

Regina Webb Academy

2425 Scottsville Road, Bowling Green, Kentucky 42104-4457

General information:	(270) 842-9322
Website:	reginawebbacademy.com
Type:	2-year, Private for-profit
Awards offered:	Less than one year certificate One but less than two years certificate Two but less than 4 years certificate
Campus setting:	City: Small
Campus housing:	No
Student population:	19 (all undergraduate)
Student-to-faculty ratio:	10 to 1

[Expand All](#) | [Collapse All](#)

GENERAL INFORMATION

Net Price Calculator reginawebbacademy.com

Disability Services reginawebbacademy.com

Mission Statement

It is the mission of the Regina Webb Academy to offer a quality educational experience and to prepare the aspiring beauty professional for state licensure as well as a successful career in the professional beauty industry.

Carnegie Classification

Not applicable, not in Carnegie universe (not accredited or nondegree-granting)

Religious Affiliation

Not applicable

Federal Aid

Eligible students may receive Pell Grants and other federal aid (e.g. Direct Loans).

Undergraduate students enrolled who are formally registered with office of disability services

3% or less

Special Learning Opportunities

None

Student Services

Academic/career counseling service

Placement services for completers

Credit Accepted

Institution does not accept dual, credit for life, or AP credits

	FACULTY, FALL 2018	FULL TIME	PART TIME
Total faculty (all instructional)		2	0

TUITION, FEES, AND ESTIMATED STUDENT EXPENSES

ESTIMATED EXPENSES IN THE LARGEST PROGRAM FOR FULL-TIME BEGINNING UNDERGRADUATE STUDENTS

- Beginning students are those who are entering postsecondary education for the first time.

LARGEST PROGRAM	PROGRAM LENGTH				AVERAGE COMPLETION
Cosmetology/Cosmetologist, General	1,500 contact hours				11 months
DETAILED EXPENSES	2015-2016	2016-2017	2017-2018	2018-2019	% CHANGE 2017-2018 TO 2018-2019
Tuition and fees	\$15,300	\$15,300	\$15,300	\$15,300	0.0%
Books and supplies	\$1,200	\$1,200	\$1,200	\$1,200	0.0%
Living arrangement					
Off Campus					
Room and board	\$11,223	\$11,363	\$7,643	\$11,986	56.8%
Other	\$9,568	\$9,675	\$5,053	\$5,698	12.8%
Off Campus with Family					
Other	\$6,751	\$6,751	\$5,053	\$4,698	-7.0%
TOTAL EXPENSES	2015-2016	2016-2017	2017-2018	2018-2019	% CHANGE 2017-2018 TO 2018-2019

DETAILED EXPENSES	2015-2016	2016-2017	2017-2018	2018-2019	% CHANGE 2017-2018 TO 2018-2019
Off Campus	\$37,291	\$37,538	\$29,196	\$34,184	17.1%
Off Campus with Family	\$23,251	\$23,251	\$21,553	\$21,198	-1.6%

NEXT LARGEST PROGRAMS 2018-2019

PROGRAM	PROGRAM LENGTH	AVERAGE COMPLETION	TUITION AND FEES	BOOKS AND SUPPLIES
Cosmetology, Barber/Styling, and Nail Instructor	750 contact hours	5 months	\$3,100	\$175

Estimate the total tuition and fee costs over the duration of a typical program.

MULTIYEAR TUITION CALCULATOR ALTERNATIVE TUITION PLANS

TYPE OF PLAN	OFFERED
Tuition guarantee plan	
Prepaid tuition plan	
Tuition payment plan	X
Other alternative tuition plan	

FINANCIAL AID

UNDERGRADUATE STUDENT FINANCIAL AID, 2017-2018 Full-time Beginning Undergraduate Students

- Beginning students are those who are entering postsecondary education for the first time.

TYPE OF AID	NUMBER RECEIVING AID	PERCENT RECEIVING AID	TOTAL AMOUNT OF AID RECEIVED	AVERAGE AMOUNT OF AID RECEIVED
Any student financial aid ¹	6	100%	—	—
Grant or scholarship aid	5	83%	\$29,490	\$5,898
Federal grants	5	83%	\$29,490	\$5,898
Pell grants	5	83%	\$29,490	\$5,898
Other federal grants	0	0%	\$0	—
State/local government grant or scholarships	0	0%	\$0	—
Institutional grants or scholarships	0	0%	\$0	—
Student loan aid	6	100%	\$59,166	\$9,861
Federal student loans	6	100%	\$59,166	\$9,861
Other student loans	0	0%	\$0	—

- ¹ Includes students receiving Federal work study aid and aid from other sources not listed above.

All Undergraduate Students

TYPE OF AID	NUMBER RECEIVING AID	TOTAL AMOUNT OF AID RECEIVED	AVERAGE AMOUNT OF AID RECEIVED
Grant or scholarship aid ¹	27	\$157,432	\$5,831
Pell grants	27	\$155,932	\$5,775
Federal student loans	23	\$257,253	\$11,185

- ¹ Grant or scholarship aid includes aid received, from the federal government, state or local government, the institution, and other sources known by the institution.

- For more information on Student Financial Assistance Programs or to apply for financial aid via the web, visit [Federal Student Aid](#).

NET PRICE

AVERAGE NET PRICE IN THE LARGEST PROGRAM FOR FULL-TIME BEGINNING STUDENTS

LARGEST PROGRAM	PROGRAM LENGTH	ACADEMIC YEAR LENGTH
Cosmetology/Cosmetologist, General	1,500 contact hours	900 contact hours

Full-time beginning undergraduate students who were awarded grant or scholarship aid from federal, state or local governments, or the institution.

	2015-2016	2016-2017	2017-2018
Average net price	\$16,696	\$16,113	\$9,830

Full-time beginning undergraduate students who were awarded Title IV aid by income.

AVERAGE NET PRICE BY INCOME	2015-2016	2016-2017	2017-2018
\$0 – \$30,000	\$16,696	\$16,113	\$10,351
\$30,001 – \$48,000	—	—	—
\$48,001 – \$75,000	—	—	—
\$75,001 – \$110,000	—	—	—
\$110,001 and more	—	—	—

- Average net price is generated by subtracting the average amount of federal, state/local government, or institutional grant or scholarship aid from the total cost of attendance for the institution's largest program. Total cost of attendance is the sum of published tuition and required fees, books and supplies, and the weighted average for room and board and other expenses for the institutions largest program. If the total length of program is greater than the academic year length, the total cost of attendance is adjusted for the academic year and the average net price is for the academic year. For programs that are less than the academic year length, the total cost of attendance and the average net price are for the entire length of the program.
- Beginning students are those who are entering postsecondary education for the first time.
- Title IV aid to students includes grant aid, work study aid, and loan aid. These include: Federal Pell Grant, Federal Supplemental Educational Opportunity Grant (FSEOG), Academic Competitiveness Grant (ACG), National Science and Mathematics Access to Retain Talent Grant (National SMART Grant), Teacher Education Assistance for College and Higher Education (TEACH) Grant, Federal Work-Study, Federal Perkins Loan, Subsidized Direct or FFEL Stafford Loan, and Unsubsidized Direct or FFEL Stafford Loan. For those Title IV recipients, net price is reported by income category and includes students who received federal aid even if none of that aid was provided in the form of grants. While Title IV status defines the cohort of student for which the data are reported, the definition of net price remains the same – total cost of attendance minus grant aid.

NET PRICE CALCULATOR

An institution's net price calculator allows current and prospective students, families, and other consumers to estimate the net price of attending that institution for a particular student.

Visit this institution's **net price calculator**

reginawebacademy.com

ENROLLMENT

FALL 2018

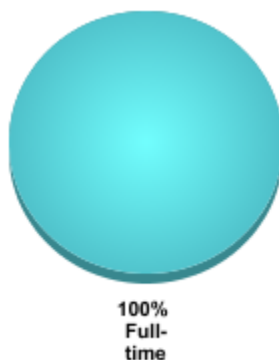
TOTAL ENROLLMENT (ALL UNDERGRADUATE)

19

Undergraduate transfer-in enrollment

0

ATTENDANCE STATUS



STUDENT GENDER

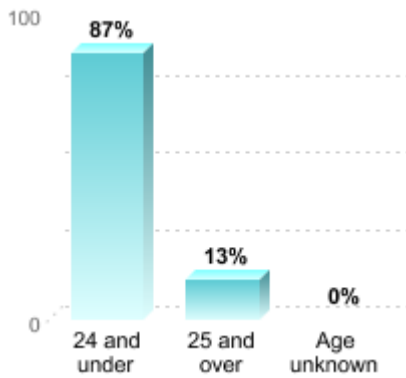


STUDENT RACE/ETHNICITY

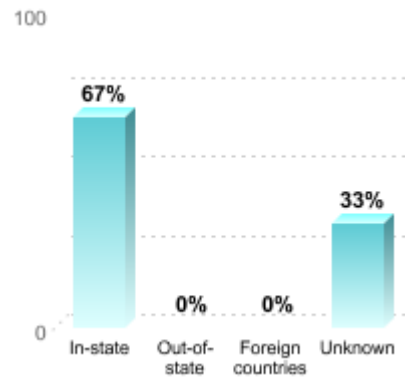
UNDERGRADUATE STUDENT AGE

UNDERGRADUATE STUDENT RESIDENCE

UNDERGRADUATE STUDENT AGE



UNDERGRADUATE STUDENT RESIDENCE



- Age data are reported for Fall 2017.
- Residence data are reported for first-time degree/certificate-seeking undergraduates.

UNDERGRADUATE DISTANCE EDUCATION STATUS

ADMISSIONS

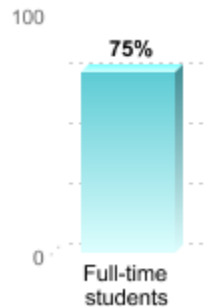
Undergraduate application fee (2018-2019): \$100

- This institution has an open admission policy. Contact the institution for more information.

RETENTION AND GRADUATION RATES FIRST-TO-SECOND YEAR RETENTION RATES

Retention rates measure the percentage of first-time students who return to the institution to continue their studies the following fall.

RETENTION RATES FOR FIRST-TIME STUDENTS



Percentage of Students Who Began Their Studies in Fall 2017 and Returned in Fall 2018

OVERALL GRADUATION RATE AND TRANSFER-OUT RATE

- This institution did not admit full-time first-time undergraduate-level students in the cohort year, therefore graduation rate information was not reported.

OUTCOME MEASURES

- Non-degree-granting institutions were not required to report Outcome Measures information.

PROGRAMS/MAJORS COMPLETIONS (NUMBER OF AWARDS CONFERRED) 2017-2018

Completions are the number of awards conferred by program and award level.

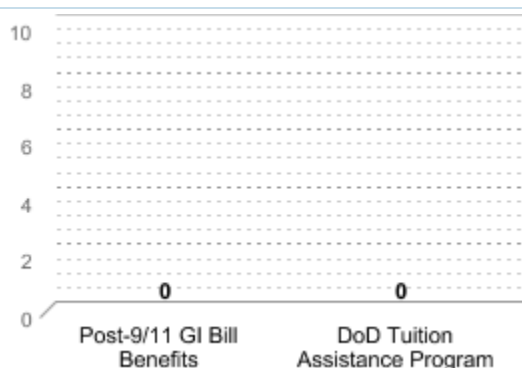
▼PROGRAM

Data shown are for first majors.
 (-) Program is not offered at this award level.

Personal and Culinary Services	
Cosmetology, Barber/Styling, and Nail Instructor	0
Cosmetology/Cosmetologist, General	15
Category total	15
Grand total	15

⊖ **SERVICEMEMBERS AND VETERANS**
EDUCATIONAL BENEFITS, 2017-2018

NUMBER OF STUDENTS RECEIVING BENEFITS/ASSISTANCE



⊖ **VARSITY ATHLETIC TEAMS**

- No varsity sports data reported for this institution.
- For further information on varsity athletic teams please visit the [OPE Athletics Home Page](#).

⊖ **ACCREDITATION**
INSTITUTIONAL ACCREDITATION

ACCREDITOR	STATUS	NEXT REVIEW DATE
National Accrediting Commission of Career Arts and Sciences, Inc.	Accredited since (10/31/2014)	09/30/2021

- For more detailed information on accreditation for this institution, including all actions and justification for actions, visit OPE's Database of Accredited Postsecondary Institutions and Programs: ope.ed.gov/dapip/#/institution-profile/235811.

⊖ **CAMPUS SECURITY AND SAFETY**
ON-CAMPUS

Criminal Offenses	2015	2016	2017
a. Murder/Non-negligent manslaughter	–	0	0
b. Negligent manslaughter	–	0	0
c. Rape	–	0	0
d. Fondling	–	0	0
e. Incest	–	0	0
f. Statutory Rape	–	0	0
g. Robbery	–	0	0
h. Aggravated assault	–	0	0
i. Burglary	–	0	0

j. Motor vehicle theft	–	0	0
k. Arson	–	0	0
VAWA Offenses	2015	2016	2017
a. Domestic violence	–	0	0
b. Dating violence	–	0	0
c. Stalking	–	0	0
Arrests	2015	2016	2017
a. Weapons: carrying, possessing, etc.	–	0	0
b. Drug abuse violations	–	0	0
c. Liquor law violations	–	0	0
Disciplinary Actions	2015	2016	2017
a. Weapons: carrying, possessing, etc.	–	0	0
b. Drug abuse violations	–	0	0
c. Liquor law violations	–	0	0

- The crime data reported by the institutions have not been subjected to independent verification by the U.S. Department of Education. Therefore, the Department cannot vouch for the accuracy of the data reported here.
- The crime statistics displayed only includes On-Campus data associated with the main campus as listed on College Navigator. For statistics associated with each campus location, off campus data, and for additional information covering Hate Crimes, and Fire statistics see <https://ope.ed.gov/campussafety>.
- The On-Campus data do not include incidents that: (a) took place on public property, including thoroughfares, streets, sidewalks, and parking facilities, that is within the campus, or immediately adjacent to and accessible from the campus; (b) took place on any building or property owned or controlled by a student organization that is officially recognized by the institution; or (c) took place on any building or property owned or controlled by an institution that is used in direct support of, or in relation to, the institution's educational purposes, is frequently used by students, and is not within the same reasonably contiguous geographic area of the institution.
- For more resources on Campus Security, see <https://www2.ed.gov/admins/lead/safety/campus.html>.

COHORT DEFAULT RATES

THREE-YEAR OFFICIAL COHORT DEFAULT RATES

- This institution is not found on the current Federal loan default rates database. Cohort Default Rate (CDR) data are not included when number of borrowers entering repayment includes 10 or fewer borrowers for all 3 cohort years.
- For further information on default rates please visit the [Cohort Default Rate Home Page](#).